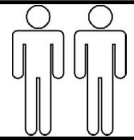




D - Montageanleitung GB - Assembly instructions NL - Handleiding voor de montage  
 PL - Instrukcja montażu TR - Montaj talimatı RU - Инструкция по монтажу  
 RO - Instrucțiuni de montaj IT - Istruzioni di montaggio FR - Notice de montage  
 SK - Návod na montáž CZ - Montážní návod HU - Szerelési útmutató




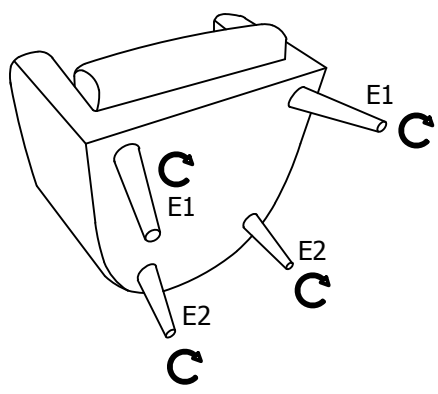
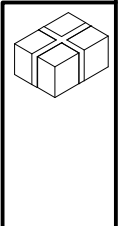
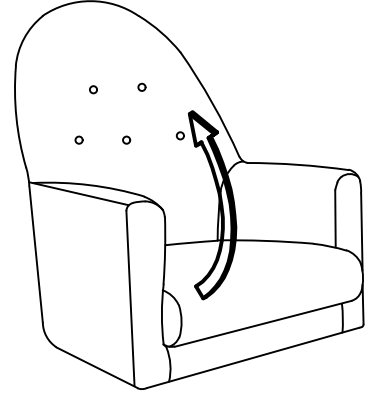
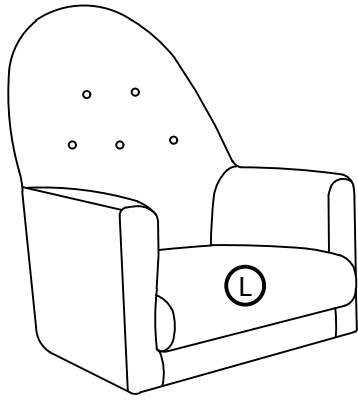
1/1

Name-Naam-Nazwa-Isim-Название-Nom-Nome-Jméno-Názov-Név-Denumire

# EMILLY ES

h-210  
E1 x 2

h-175  
E2 x 2



Service-Dienstverlening-Serwis-Servis-Сервисная Служба-Assistenza-Szerviz

|    |  |
|----|--|
| E1 |  |
| E2 |  |
| L  |  |
|    |  |
|    |  |
|    |  |

