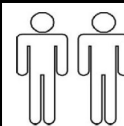




D - Montageanleitung GB - Assembly instructions NL - Handleiding voor de montage  
 PL - Instrukcja montażu TR - Montaj talimatı RU - Инструкция по монтажу  
 RO - Instrucțiuni de montaj IT - Istruzioni di montaggio FR - Notice de montage  
 SK - Návod na montáž CZ - Montážní návod HU - Szerelési útmutató



1/2

Name-Naam-Nazwa-İsim-Häizäure-Nom-Nome-Jméno-Názov-Név-Denumire

# SOTELO RECBK.2F

WS 6x20



A x 8

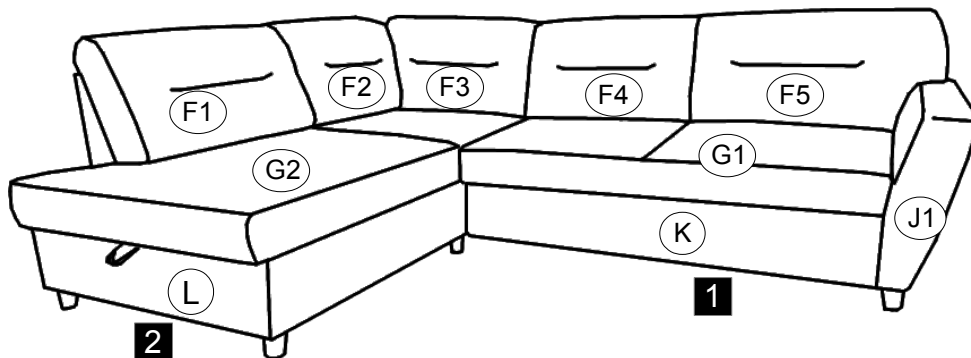


C x 4

Ø 65 H70



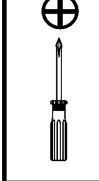
B x 8



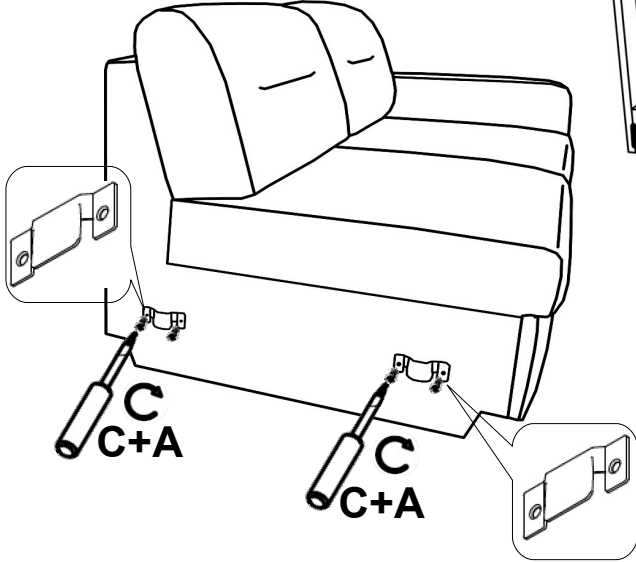
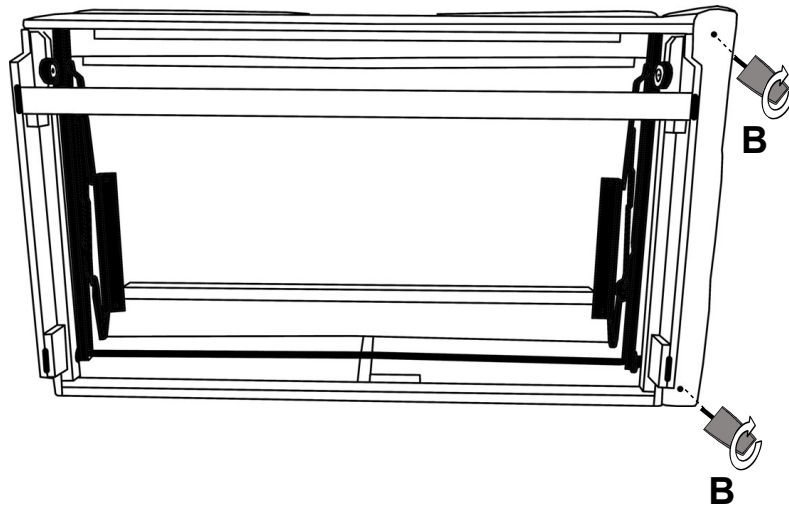
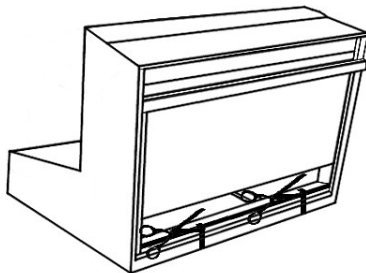
1



2



1 2F



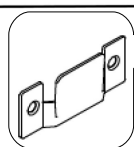
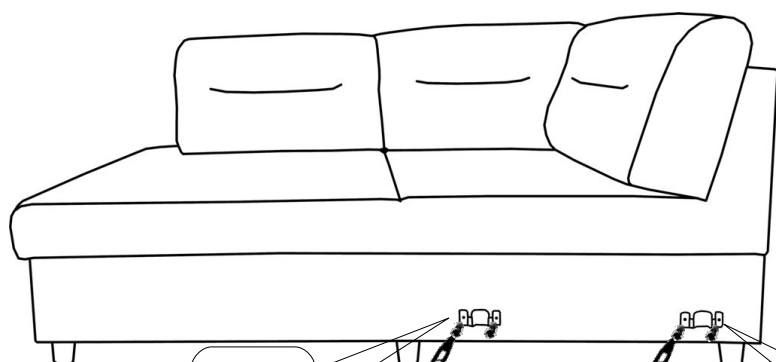
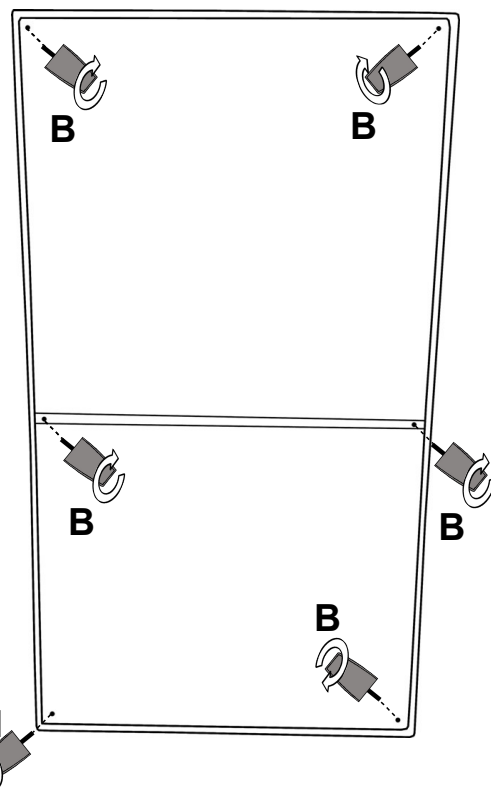
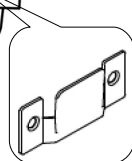
Service-Dienstverlening-Serwis-Servis-Сервисная служба-Assistenza-Szerviz

Typ-Type-Tipo-Tipus-Tipo

K	J1
F1	G1
F2	G2
F3	
F4	
F5	
L	



2019.04.08

**2 REC****C**  
**C+A****C**  
**C+A****3**